

SUPORTE PARA GARRAFAS
BOTTLES SUPPORT
PORTE BOUTEILLE


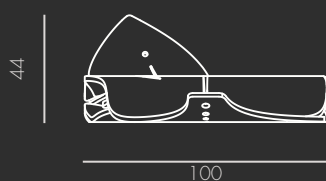
BOHEMIA 2
AL.BOE.S.



**DIMENSÕES
GERAIS (MM)**

GENERAL
DIMENSIONS (MM)

DIMENSIONS
GÉNÉRALES (MM)



**PESO
GERAL (GR)**

335 GR

GENERAL
WEIGHT (GR)

POIDS (GR)

COR

COLORS


COULEURS



CUTE GREY

AL.BOE.S.1CTM2A1CC


RAL 7047
MATE LISO



COBRE

AL.BOE.S.1COB2A1CC

COBRE PROCOAT



MARS

AL.BOE.S.1MSX2A1CC

MARS SX350F

**MATERIAL
MATÉRIEL**

Aço Carbono
Carbon Steel
Acier Carbone